

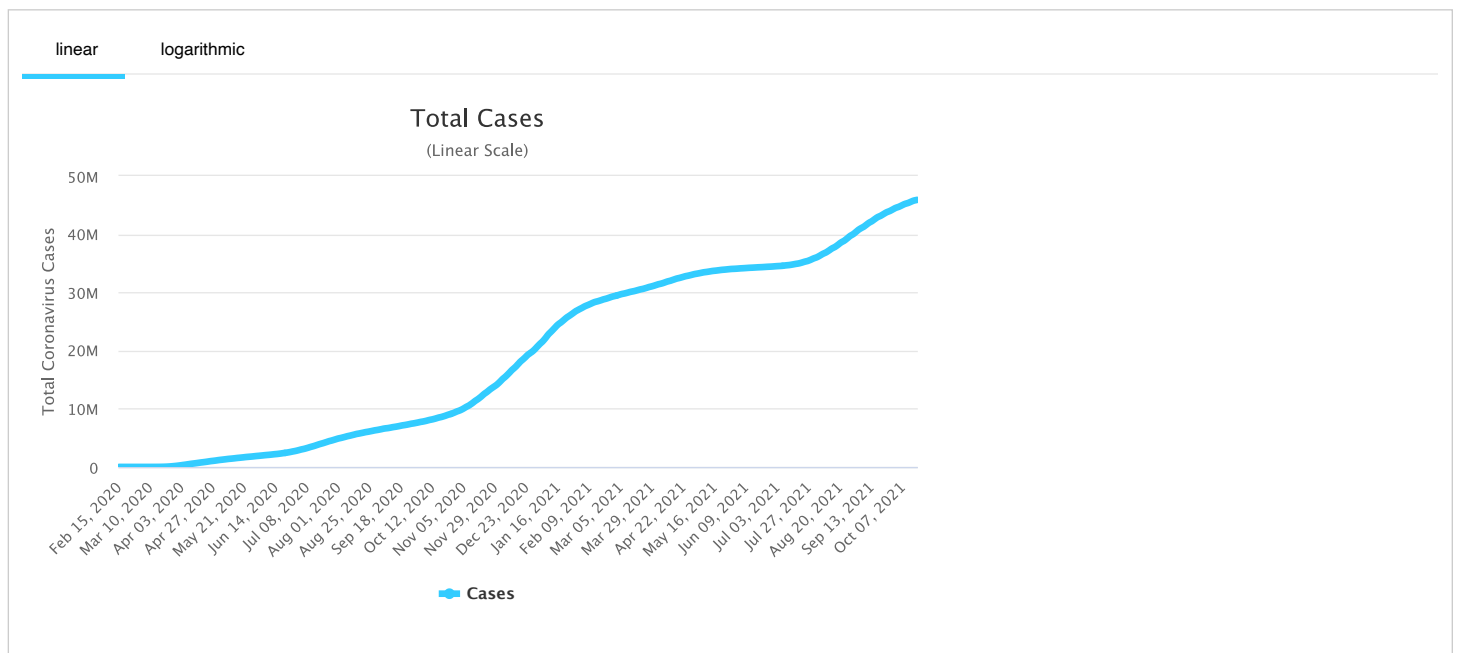
#	USA State ↕	Total Cases ↕	New Cases ↕	Total Deaths ↕	New Deaths ↕	Total Recovered ↕	Active Cases ↕	Tot Cases/ 1M pop ↕	Deaths/ 1M pop ↕	Total Tests
	USA Total	45,902,575		746,415		35,572,825	9,583,335	138,677	2,255	672,4
1	<u>California</u> (/coronavirus/usa/california/)	4,732,208		71,013		2,515,861	2,145,334	119,766	1,797	98,6
2	<u>Texas</u> (/coronavirus/usa/texas/)	4,183,859		69,559		3,963,768	150,532	144,291	2,399	43,9
3	<u>Florida</u> (/coronavirus/usa/florida/)	3,672,770		58,142		3,014,034	600,594	171,004	2,707	40,9
4	<u>New York</u> (/coronavirus/usa/new-york/)	2,590,220		56,537		2,156,187	377,496	133,149	2,906	73,6
5	<u>Illinois</u> (/coronavirus/usa/illinois/)	1,671,275		28,268		1,550,630	92,377	131,889	2,231	34,0
6	<u>Georgia</u> (/coronavirus/usa/georgia/)	1,619,015		27,940		1,140,168	450,907	152,487	2,632	16,3
7	<u>Pennsylvania</u> (/coronavirus/usa/pennsylvania/)	1,513,332		30,571		1,361,998	120,763	118,211	2,388	18,1

#	USA State	Total Cases	New Cases	Total Deaths	New Deaths	Total Recovered	Active Cases	Tot Cases/ 1M pop	Deaths/ 1M pop	Total Tests
8	Ohio (/coronavirus/usa/ohio/)	1,499,485		23,327		1,380,005	96,153	128,281	1,996	16,8
9	North Carolina (/coronavirus/usa/north-carolina/)	1,453,814		17,536		1,399,393	36,885	138,616	1,672	18,6
10	Tennessee (/coronavirus/usa/tennessee/)	1,266,252		15,887		1,228,447	21,918	185,418	2,326	10,1
11	Michigan (/coronavirus/usa/michigan/)	1,229,056		23,017		962,955	243,084	123,067	2,305	17,7
12	New Jersey (/coronavirus/usa/new-jersey/)	1,182,051		27,737		1,050,499	103,815	133,081	3,123	15,7
13	Arizona (/coronavirus/usa/arizona/)	1,131,976		20,500		1,043,855	67,621	155,519	2,816	6,1
14	Indiana (/coronavirus/usa/indiana/)	1,000,163		16,309		921,916	61,938	148,564	2,423	14,1
15	Virginia (/coronavirus/usa/virginia/)	907,882		13,486		N/A	N/A	106,365	1,580	13,4
16	South Carolina (/coronavirus/usa/south-carolina/)	887,535		13,319		665,651	208,565	172,380	2,587	11,4
17	Wisconsin (/coronavirus/usa/wisconsin/)	858,047		9,164		N/A	N/A	147,369	1,574	11,2
18	Missouri (/coronavirus/usa/missouri/)	841,607		12,481		637,930	191,196	137,127	2,034	10,4
19	Massachusetts (/coronavirus/usa/massachusetts/)	836,302		18,838		N/A	N/A	121,335	2,733	30,0
20	Alabama (/coronavirus/usa/alabama/)	814,363		15,179		N/A	N/A	166,089	3,096	5,9
21	Minnesota (/coronavirus/usa/minnesota/)	758,252		8,560		726,330	23,362	134,451	1,518	13,1
22	Louisiana (/coronavirus/usa/louisiana/)	752,951		14,350		N/A	N/A	161,967	3,087	10,6
23	Kentucky (/coronavirus/usa/kentucky/)	727,125		9,396		N/A	N/A	162,753	2,103	9,5
24	Colorado (/coronavirus/usa/colorado/)	710,142		8,120		559,985	142,037	123,316	1,410	3,8
25	Washington (/coronavirus/usa/washington/)	697,532		8,296		299,829	389,407	91,601	1,089	9,8
26	Oklahoma (/coronavirus/usa/oklahoma/)	635,443		9,402		617,609	8,432	160,588	2,376	4,6
27	Maryland (/coronavirus/usa/maryland/)	551,264		10,722		N/A	N/A	91,183	1,773	13,6

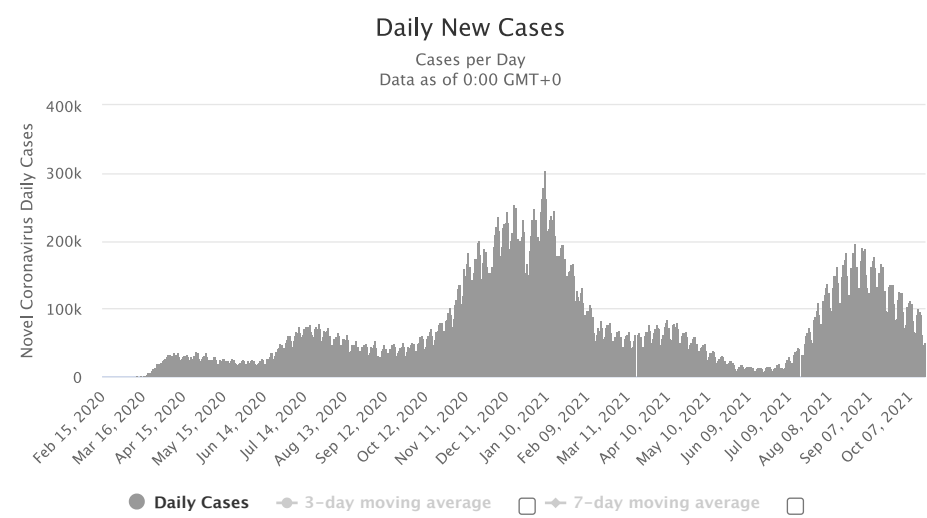
#	USA State	Total Cases	New Cases	Total Deaths	New Deaths	Total Recovered	Active Cases	Tot Cases/ 1M pop	Deaths/ 1M pop	Total Tests
28	Utah (/coronavirus/usa/utah/)	532,183		3,090		500,419	28,674	165,998	964	6,4
29	Iowa (/coronavirus/usa/iowa/)	507,525		6,748		423,885	76,892	160,860	2,139	6,4
30	Arkansas (/coronavirus/usa/arkansas/)	507,098		8,202		492,813	6,083	168,035	2,718	5,1
31	Mississippi (/coronavirus/usa/mississippi/)	498,560		9,939		474,529	14,092	167,518	3,340	3,8
32	Nevada (/coronavirus/usa/nevada/)	442,420		7,451		390,367	44,602	143,636	2,419	5,1
33	Kansas (/coronavirus/usa/kansas/)	424,802		6,170		383,894	34,738	145,814	2,118	1,7
34	Connecticut (/coronavirus/usa/connecticut/)	398,270		8,707		372,664	16,899	111,708	2,442	11,5
35	Oregon (/coronavirus/usa/oregon/)	348,766		4,161		272,496	72,109	82,690	987	7,2
36	Idaho (/coronavirus/usa/idaho/)	276,080		3,251		126,246	146,583	154,488	1,819	1,9
37	Nebraska (/coronavirus/usa/nebraska/)	275,694		2,897		N/A	N/A	142,521	1,498	3,8
38	New Mexico (/coronavirus/usa/new-mexico/)	265,632		4,942		236,245	24,445	126,683	2,357	4,7
39	West Virginia (/coronavirus/usa/west-virginia/)	261,133		4,134		247,966	9,033	145,710	2,307	4,0
40	Rhode Island (/coronavirus/usa/rhode-island/)	177,052		2,861		N/A	N/A	167,131	2,701	5,5
41	Montana (/coronavirus/usa/montana/)	165,941		2,183		152,649	11,109	155,262	2,043	1,9
42	South Dakota (/coronavirus/usa/south-dakota/)	150,350		2,202		142,329	5,819	169,952	2,489	1,5
43	North Dakota (/coronavirus/usa/north-dakota/)	141,683		1,680		136,793	3,210	185,921	2,205	5
44	Delaware (/coronavirus/usa/delaware/)	140,462		2,032		126,660	11,770	144,246	2,087	8
45	New Hampshire (/coronavirus/usa/new-hampshire/)	128,047		1,520		121,872	4,655	94,172	1,118	3,0
46	Alaska (/coronavirus/usa/alaska/)	122,678		594		78,495	43,589	167,697	812	3,1
47	Wyoming (/coronavirus/usa/wyoming/)	98,165		1,080		93,960	3,125	169,613	1,866	1,0

#	USA State	Total Cases	New Cases	Total Deaths	New Deaths	Total Recovered	Active Cases	Tot Cases/ 1M pop	Deaths/ 1M pop	Total Tests
48	Maine (/coronavirus/usa/maine/)	97,725		1,095		N/A	N/A	72,701	815	3,4
49	Hawaii (/coronavirus/usa/hawaii/)	82,511		876		N/A	N/A	58,276	619	2,4
50	District Of Columbia (/coronavirus/usa/district-of-columbia/)	63,305		1,184		N/A	N/A	89,699	1,678	2,1
51	Vermont (/coronavirus/usa/vermont/)	37,519		346		31,944	5,229	60,128	554	2,2
52	Puerto Rico	183,487		3,207		146,467	33,813	54,175	947	2,9
53	Guam	16,991		223		14,206	2,562			2
54	United States Virgin Islands	7,079		78		6,834	167			1
55	Northern Mariana Islands	183		2		N/A	N/A			
56	American Samoa	4				4	0			
57	US Military	378,444		553		352,171	25,720			
58	Veteran Affairs	357,319		15,611		333,634	8,074			5,2
59	Federal Prisons	56,461		269		N/A	N/A			1
60	Navajo Nation	34,914		1,464		32,906	544			3
61	Grand Princess Ship	122		7		115	0			
62	Wuhan Repatriated	3				3	0			
63	Diamond Princess Ship	46				46	0			
	Total:	45,902,575		746,415		35,572,825	9,583,335	138,677	2,255	672,4

Total Coronavirus Cases in the United States

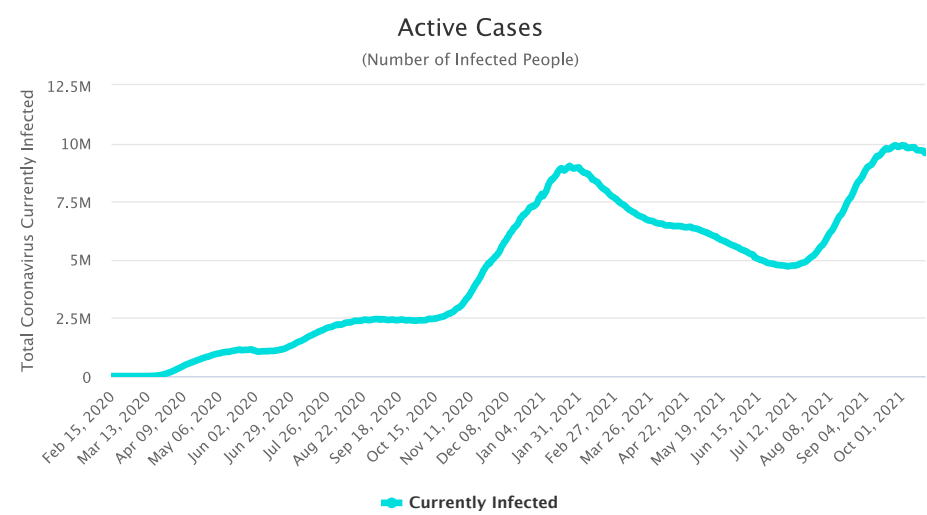


Daily New Cases in the United States



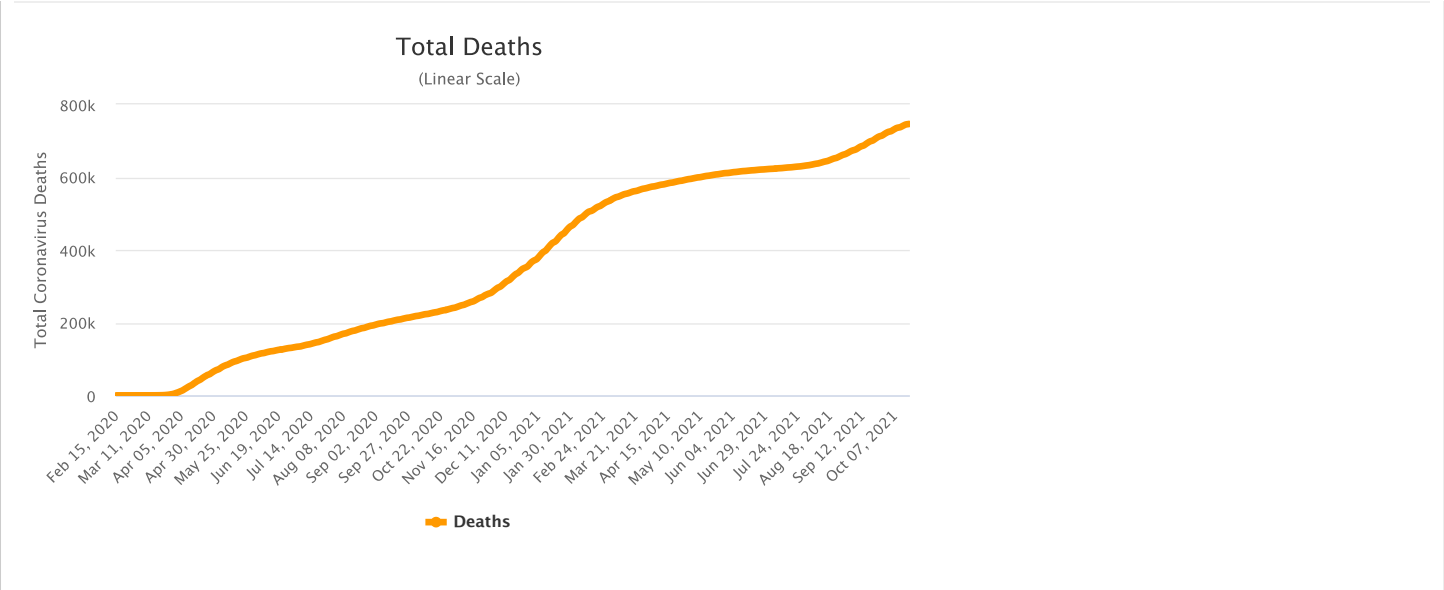
See also: [Daily Deaths Graph](#)

Active Cases in the United States

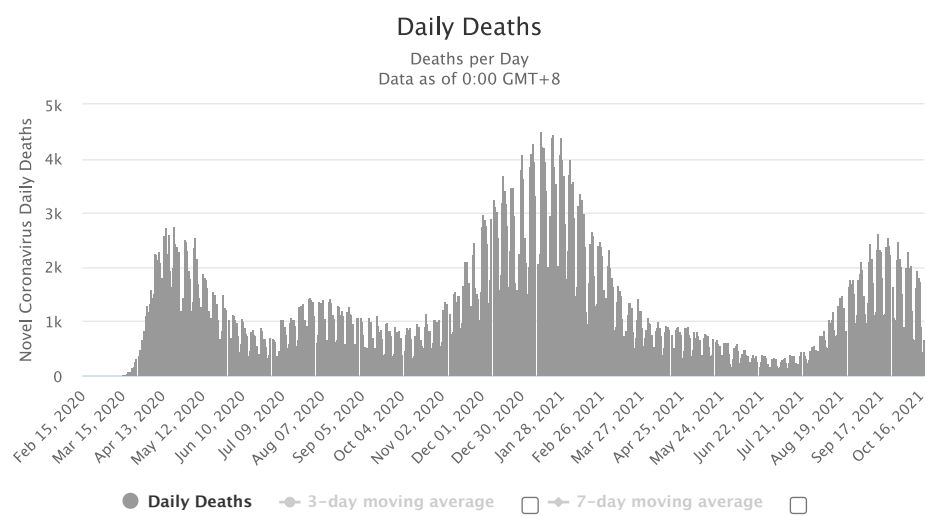


Total Coronavirus Deaths in the United States





Daily New Deaths in the United States



See also: [Daily Cases Graph](#)

Latest News

October 18 (GMT)

Updates

- 51,178 new cases and 660 new deaths in [the United States \(/coronavirus/country/us/\)](#)

October 17

October 16

October 15

Historical account of the initial stages of the epidemic in the United States

Content:

- First 20 cases in the United States
- Progression of first suspected cases
- Timeline of initial events
- Sources for the historical account

First 20 cases in the United States

Information collected on the first 20 domestic cases (not including repatriated cases and Diamond Princess cruise ship evacuee cases) is presented in the table below:

State	Cases	Sex	Age	Date	Case #	Location	Source
Oregon	1			Feb. 29	17 th	Washington C.	
Washington	2			Feb. 29	18, 19 th		
	1	M	30s	Jan. 21	1 st	Snohomish	[7]
Illinois	1			Mar. 1	20 th		
	1	M	60s	Jan. 30	6 th	Chicago	[12]
	1	F	60s	Jan. 24	2 nd	Chicago	[8]
California	2	unkn.	unkn.	Jan. 26	3 rd , 4 th	Orange C., L.A.	[9]
	1	M	adult	Jan. 31	7 th	Santa Clara C.	[17][18]
	1	F	unkn.	Feb. 2	9 th	Santa Clara C.	
	1	M	57	Feb. 2	10 th	San Benito C.	
	1	F	57	Feb. 2	11 th	San Benito C.	
	1		65	Feb. 28	16 th	Santa Clara C.	
	1			Feb. 21	13 th	Humboldt C.	
	1			Feb. 21	14 th	Sacramento C.	
	1			Feb. 26	15 th	[Northern California]	
Massachusetts	1	M	20s	Feb. 1	8 th	Boston	[16]
Arizona	1	unkn.	student	Jan. 26	5 th	Maricopa County	
Wisconsin	1			Feb. 5	12 th	Madison	

Patients Under Investigation (PUI) in the United States

CDC in the early stages released information regarding the number of cases and people under investigation that was updated regularly on Mondays, Wednesdays, and Fridays. Below we provide the historical reports that we were able to gather in order to track the progression in the number of suspected cases and US states involved through time in the initial stages

As of Feb. 10:

<i>Number of U.S. States with PUI</i>	<i>36</i>
Positive	12
Negative	318
Pending (specimens awaiting testing)	68
TOTAL	398

As of Feb. 7:

<i>Number of U.S. States with PUI</i>	<i>36</i>
Positive	12
Negative	225
Pending (specimens awaiting testing)	100
TOTAL	337

As of Feb. 5:

<i>Number of U.S. States with PUI</i>	<i>36</i>
Positive	11
Negative	206
Pending (specimens awaiting testing)	76
TOTAL	293

As of Feb. 3:

<i>Number of U.S. States with PUI</i>	<i>36</i>
Positive	11
Negative	167
Pending (specimens awaiting testing)	82
TOTAL	260

As of January 31:

<i>Number of U.S. States with PUI</i>	<i>36</i>
Positive	6
Negative	114
Pending (specimens awaiting testing)	121
TOTAL	241

Previously, as of January 29, there were 92 suspected cases awaiting testing.

<i>Number of U.S. States with PUI</i>	<i>36</i>
Positive	5
Negative	68
Pending (specimens awaiting testing)	92
TOTAL	165

Timeline of Events

-  On January 31, HHS declared Coronavirus a Public Health Emergency in the US (<https://www.hhs.gov/about/news/2020/01/31/secretary-azar-declares-public-health-emergency-us-2019-novel-coronavirus.html>)
As of Jan. 31, the Wuhan coronavirus is officially a public health emergency in the United States, Alex Azar, secretary of the US Department of Health and Human Services (HHS), announced at a White House press briefing.
-  On Jan. 31, the U.S. Centers for Disease Control and Prevention (CDC) **issued a federal quarantine for 14 days** affecting the 195 American evacuees from Wuhan, China. Starting Sunday, Feb. 2, U.S. citizens, permanent residents and immediate family who have visited China's Hubei province will undergo a **mandatory 14 days quarantine** and, if they have visited other parts of China, they would be screened at airports and asked to self-quarantine for 14 days. The last time the CDC had issued a quarantine was over 50 years ago in the 1960s, for smallpox.
-  President Donald Trump signed an order on Jan. 31 for the U.S. to **deny entry to foreign nationals who traveled to China** within the preceding two weeks, aside from the immediate family of U.S. citizens.
- On Jan. 30, the CDC had confirmed the **first case of person to person transmission in the U.S.:** ^[12] the husband of the Chicago, Illinois case who had returned from Wuhan, China on Jan. 13 and who tested positive for the virus on Jan. 24).
- CDC stated on Jan. 30 that "It is likely there will be more cases of 2019-nCoV reported in the U.S. in the coming days and weeks, including more person-to-person spread."^[12]
- The virus had been confirmed in **5 states**.
- On Jan. 31, **New York City** health officials vehemently denied the rumor regarding a coronavirus case in the city ^[13]. On Feb. 1, however, the city's health commissioner did report that there was a test being performed on a person under 40 who had returned from China, developed matching symptoms, and tested negative to the seasonal flu.
- **Most US patients had recently visited Wuhan.**
- All of the first five U.S. cases were described as **mild**.
- A study on the first US case of novel coronavirus detailed mild symptoms followed by pneumonia (https://www.cnn.com/2020/01/31/health/washington-coronavirus-study-nejm/index.html?utm_term=link&utm_medium=social&utm_content=2020-02-01T00)

U.S. Airlines suspended ALL flights between the U.S. and China

On Friday, January 31, Delta, American and United announced they would temporarily suspend all of their mainland China flights in response to the coronavirus outbreak.^[14]

Prior to this January 31 announcement:

- **UNITED AIRLINES**
on Jan. 28 had announced it would cut 24 flights between the U.S. and China for the first week of February.
- **AMERICAN AIRLINES**
on Jan. 29 had announced it would suspend flights from Los Angeles to Shanghai and Beijing from Feb. 9 through March 27, 2020. It will maintain its flight schedules (10 daily A/R) from Dallas-Fort Worth to Shanghai and Beijing, as well as from Los Angeles and Dallas-Fort Worth to Hong Kong.
- **DELTA**
had not adjusted its schedule of direct flights from the U.S. to China. It is the only airline with direct flights to not take action so far.

The White House was considering issuing a ban on flights between the United States and China, as of late Jan. 28^[11]. Italy has announced on January 31 that it was suspending all flights to and from China following the first 2 cases of coronavirus in Italy.

Travel Alert: Do Not Travel to China

- The U.S. State Department on January 30 issued a **Level 4: Do Not Travel to China Alert** (<https://travel.state.gov/content/travel/en/traveladvisories/traveladvisories/china-travel-advisory.html>) ^[4] (the highest level of alert).
- Previously, on January 29, the advisory was set at a lower "Level 3: Reconsider Travel" advising not to travel to Hubei Province: (Level 4) and reconsider travel to the remainder of China (Level 3).
- The CDC on Jan. 28 issued a Level 3 Warning (<https://wwwnc.cdc.gov/travel/notices/warning/novel-coronavirus-china>), recommending that travelers **avoid all nonessential travel to China** ^[5].

Screening incoming passengers at 20 airports in the U.S.

On January 17, the CDC announced that 3 airports in the United States would begin screening incoming passengers from China: SFO, JFK, and LAX ^[6] Other 2 airports were added subsequently, and on January 28, the U.S. Department of Health and Human Services (HHS) announced that 15 additional U.S. airports (bringing the total to 20) would begin screening incoming travelers from China.

Below is the complete list of airports where screening for the 2019 Novel Coronavirus (2019-nCoV) is in place:

- Los Angeles International (LAX)
- San Francisco International (SFO)
- Chicago O'Hare
- New York JFK
- Atlanta Hartsfield-Jackson International
- Houston George Bush Intercontinental
- Dallas-Fort Worth International
- San Diego International
- Seattle-Tacoma International
- Honolulu International
- Anchorage Ted Stevens International
- Minneapolis-St. Paul International
- Detroit Metropolitan
- Miami International
- Washington Dulles International
- Philadelphia International
- Newark Liberty International
- Boston Logan International
- El Paso International
- Puerto Rico's San Juan Airport

Sources for the historical account

1. Novel Coronavirus (2019-nCoV) situation reports (<https://www.who.int/emergencies/diseases/novel-coronavirus-2019/situation-reports/>) - World Health Organization (<https://www.who.int/>) (WHO)
2. 2019 Novel Coronavirus (2019-nCoV) in the U.S (<https://www.cdc.gov/coronavirus/2019-ncov/cases-in-us.html>) - U.S. Centers for Disease Control and Prevention (<https://www.cdc.gov/>) (CDC)
3. Symptoms of Novel Coronavirus (2019-nCoV) (<https://www.cdc.gov/coronavirus/2019-ncov/about/symptoms.html>) - CDC
4. China Travel Advisory (<https://travel.state.gov/content/travel/en/traveladvisories/traveladvisories/china-travel-advisory.html>) - U.S. State Department, accessed January 31, 2020.
5. Novel Coronavirus in China - Warning - Level 3, Avoid Nonessential Travel (<https://wwwnc.cdc.gov/travel/notices/warning/novel-coronavirus-china>) - CDC, January 28, 2020.
6. Public Health Screening to Begin at 3 U.S. Airports for 2019 Novel Coronavirus ("2019-nCoV") (<https://www.cdc.gov/media/releases/2020/p0117-coronavirus-screening.html>) - CDC January 17, 2020
7. First Travel-related Case of 2019 Novel Coronavirus Detected in United States (<https://www.cdc.gov/media/releases/2020/p0121-novel-coronavirus-travel-case.html>) - CDC, January 21, 2020
8. Second Travel-related Case of 2019 Novel Coronavirus Detected in United States (<https://www.cdc.gov/media/releases/2020/p0124-second-travel-coronavirus.html>) - CDC, January 24, 2020
9. CDC confirms additional cases of 2019 Novel Coronavirus in United States (<https://www.cdc.gov/media/releases/2020/s0126-coronavirus-new-cases.html>) - CDC, January 26, 2020
10. 2019 Novel Coronavirus (2019-nCoV) in the U.S. (<https://www.cdc.gov/coronavirus/2019-ncov/cases-in-us.html>) - CDC, Updated January 29, 2020

11. White House considers ban on flights to China amid coronavirus outbreak (<https://eu.usatoday.com/story/travel/news/2020/01/28/white-house-considers-ban-china-flights-amid-coronavirus-outbreak/4602839002/>) - USA Today, Jan. 28, 2020
12. CDC Confirms Person-to-Person Spread of New Coronavirus in the United States (<https://www.cdc.gov/media/releases/2020/p0130-coronavirus-spread.html>) - CDC Press Release, Jan. 30, 2020
13. NYC Officials Deny Report Of Coronavirus Amid Confusion (<https://www.forbes.com/sites/sergeiklebnikov/2020/01/31/nyc-officials-deny-report-of-coronavirus-amid-confusion/#351e47b5652c>) - Forbes, Jan. 31, 2020
14. Delta, American, United to suspend all China mainland flights as coronavirus crisis grows (<https://eu.usatoday.com/story/travel/2020/01/31/coronavirus-china-flight-ban-delta-cuts-all-flights-white-house/4620989002/>) - USA Today, Jan. 31, 2020
15. Secretary Azar Declares Public Health Emergency for United States for 2019 Novel Coronavirus (<https://www.hhs.gov/about/news/2020/01/31/secretary-azar-declares-public-health-emergency-us-2019-novel-coronavirus.html>) - U.S. Department of Health and Human Services (HHS), Jan. 31, 2020
16. Man returning from Wuhan, China is first case of 2019 Novel Coronavirus confirmed in Massachusetts (<https://www.mass.gov/news/man-returning-from-wuhan-china-is-first-case-of-2019-novel-coronavirus-confirmed-in>) - Massachusetts Department of Public Health, Feb. 1, 2020
17. County of Santa Clara Public Health Department Reports First Case of Novel (new) Coronavirus (<https://www.sccgov.org/sites/phd/news/Pages/novel-coronavirus-1-31-2020.aspx>) - Santa Clara County Public Health, Jan. 31, 2020
18. Coronavirus: First case confirmed in Santa Clara County (<https://www.mercurynews.com/2020/01/31/santa-clara-coronavirus/>) - Mercury News, Jan. 31, 2020

worldometer (/)

[about \(/about/\)](#) | [faq \(/faq/\)](#) | [languages \(/languages/\)](#) | [contact \(/contact/\)](#) | [report coronavirus cases \(/report_us/\)](#)



[\(/newsletter-subscribe/\)](#)



[\(/https://twitter.com/Worldometers\)](https://twitter.com/Worldometers)



[\(/https://www.facebook.com/Worldometers.info\)](https://www.facebook.com/Worldometers.info)